

Scaled data based on original data using
LM-79-08 Approved Method: Electrical and Photometric Measurements of Solid-
State Lighting Products

Test Report Prepared for
Cooper Lighting Solutions
(formerly Eaton)

Brand: STREETWORKS

Report Number: P458616

Luminaire Tested: **GLAN-SA1D-735-U-T1**

Issue Date: 1/4/2021

Test Information

Test Method: LM-79-08
Report Number: P458616
TEST IS SCALED FROM IESNA LM-79-08 TEST DATA (G3-2011-042-5)
Test Lab: INNOVATION CENTER
Issue Date: 1/4/2021
Manufacturer: COOPER LIGHTING SOLUTIONS (FORMERLY EATON)
Product Line: STREETWORKS
Catalog Number: GLAN-SA1D-735-U-T1
Description: GALLEON AREA AND ROADWAY LUMINAIRE
(1) 70 CRI, 3500K, 1200mA LIGHTSQUARE WITH 16 LEDS AND TYPE I OPTICS
Light Source: -
Ballast/Driver: ELECTRONIC DRIVER

Summary

Lumens per Lamp: N/A
Luminaire Lumens: 7279 lumens
Efficiency: N/A
Efficacy: 112.0 lumens/watt
Luminous Opening: Rectangular (W 0.5' x L: 0.5' x H: 0')
IES Classification: Type I - Short
BUG Rating: B3 - U0 - G3

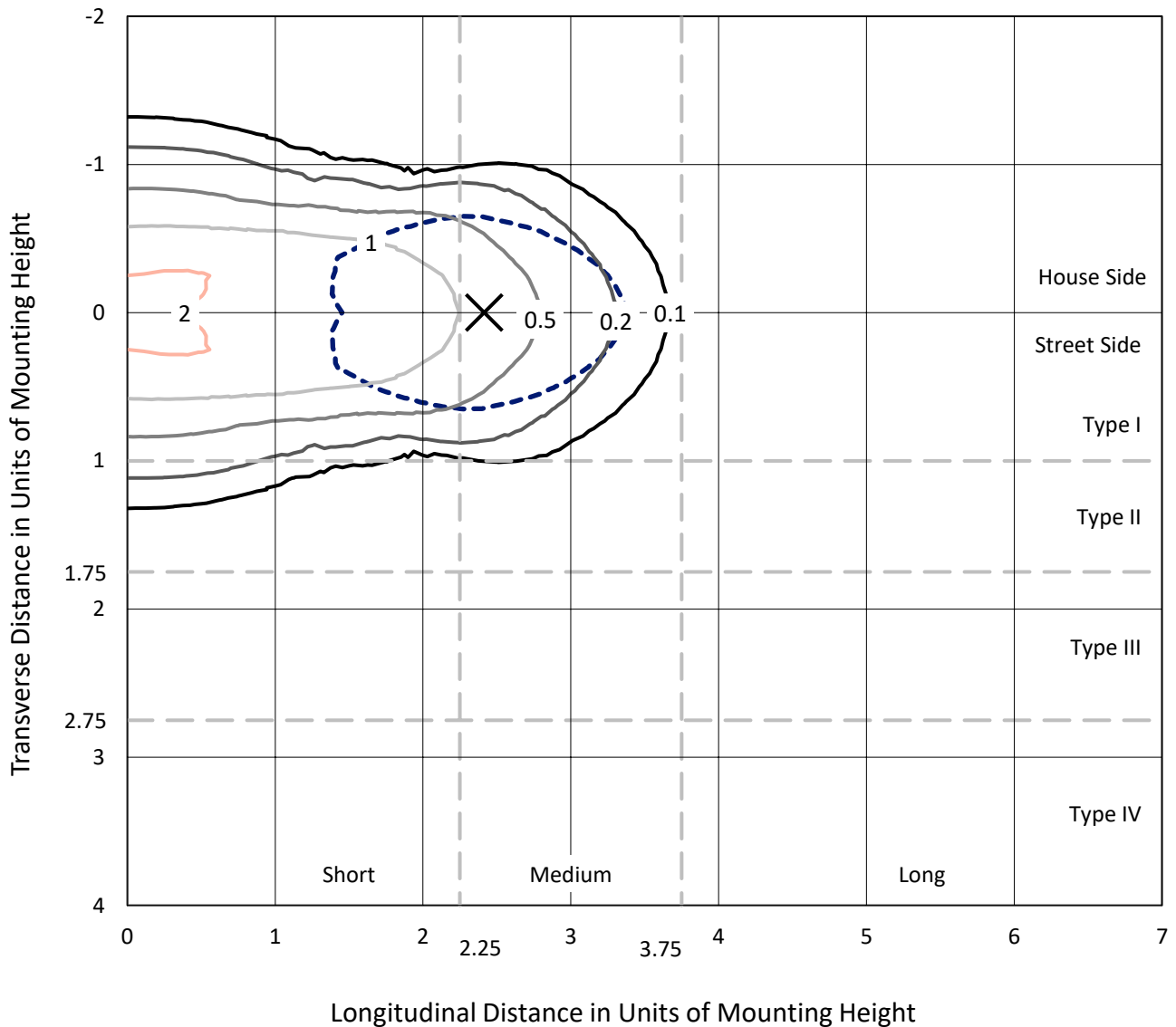
Input Watts (W): 65
Input Voltage (V): NR
Input Current (A_{in}): NR
Voltage Rise (V): NR
Power Factor: NR
Total Harmonic Distortion (THDi): NR
Frequency (hertz): 60
Stabilization Time: NR
Operation Time: NR
Ambient Temperature (°C): NR
Test Distance: 24 FT



REPORT NUMBER: P458616
 CATALOG NUMBER: GLAN-SA1D-735-U-T1

Iso-Footcandle Lines of Horizontal Illumination

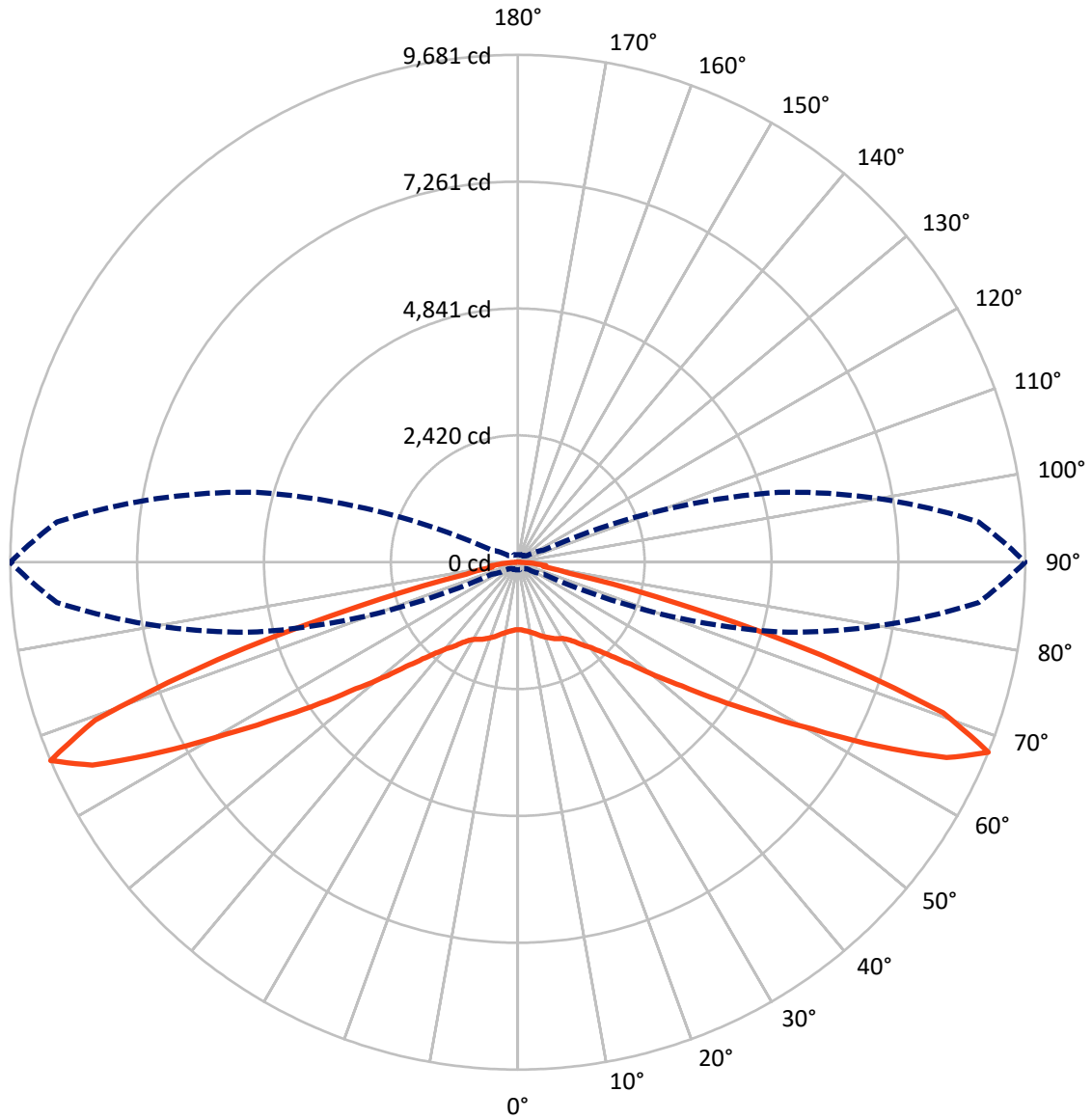
× Max cd
 - - - 1/2 Max cd



Based on 25 foot mounting height. Maximum calculated value = 2.2 fc
 Type I - Short - N/A

REPORT NUMBER: P458616
CATALOG NUMBER: GLAN-SA1D-735-U-T1

Luminous Intensity Polar Plot



— Vertical Plane Through 90-Deg Lateral - - - Horizontal Cone Through 67.5-Deg Vertical

REPORT NUMBER: P458616
 CATALOG NUMBER: GLAN-SA1D-735-U-T1

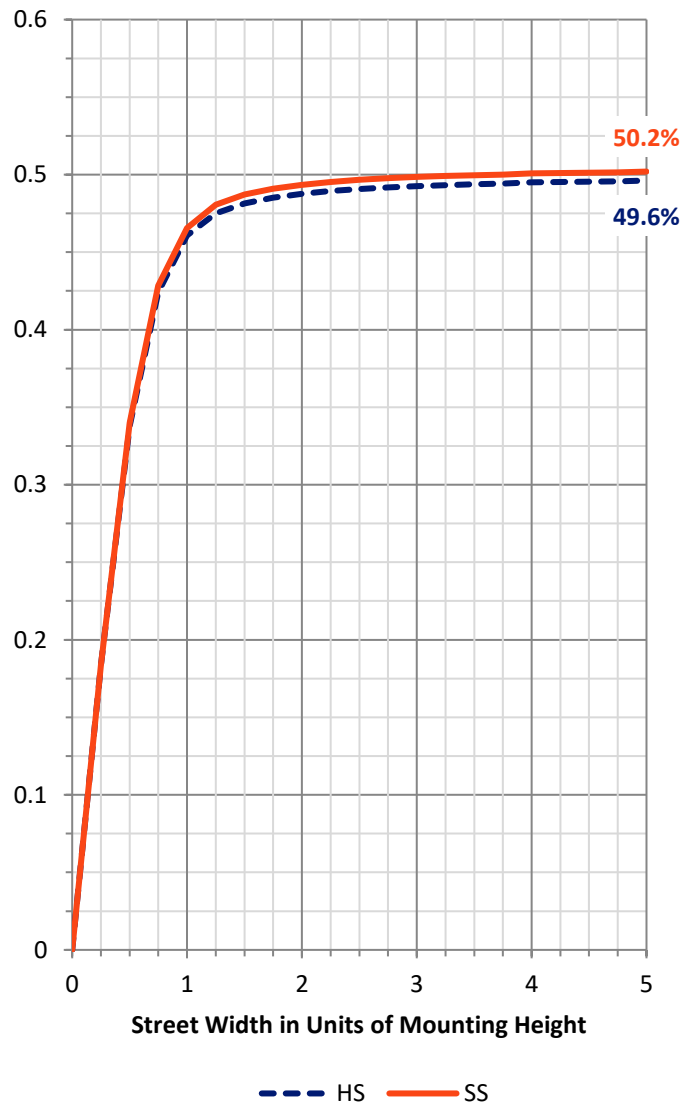
FLUX DISTRIBUTION:

		Downward	Upward	Total
House Side	Lumens	3639.5	0.0	3639.5
	% Fixture	50.0	0.0	50.0
Street Side	Lumens	3639.5	0.0	3639.5
	% Fixture	50.0	0.0	50.0
Total	Lumens	7279.0	0.0	7279.0
	% Fixture	100.0	0.0	100.0

Coefficient of Utilization

ZONAL LUMENS:

Zone	Lumens	% Fixture
0°-10°	128.5	1.8
10°-20°	411.0	5.6
20°-30°	688.0	9.5
30°-40°	932.0	12.8
40°-50°	1180.6	16.2
50°-60°	1474.9	20.3
60°-70°	1733.6	23.8
70°-80°	663.2	9.1
80°-90°	67.2	0.9
90°-100°	0.0	0.0
100°-110°	0.0	0.0
110°-120°	0.0	0.0
120°-130°	0.0	0.0
130°-140°	0.0	0.0
140°-150°	0.0	0.0
150°-160°	0.0	0.0
160°-170°	0.0	0.0
170°-180°	0.0	0.0
0°-90°	7279.0	100.0
0°-180°	7279.0	100.0



REPORT NUMBER: P458616

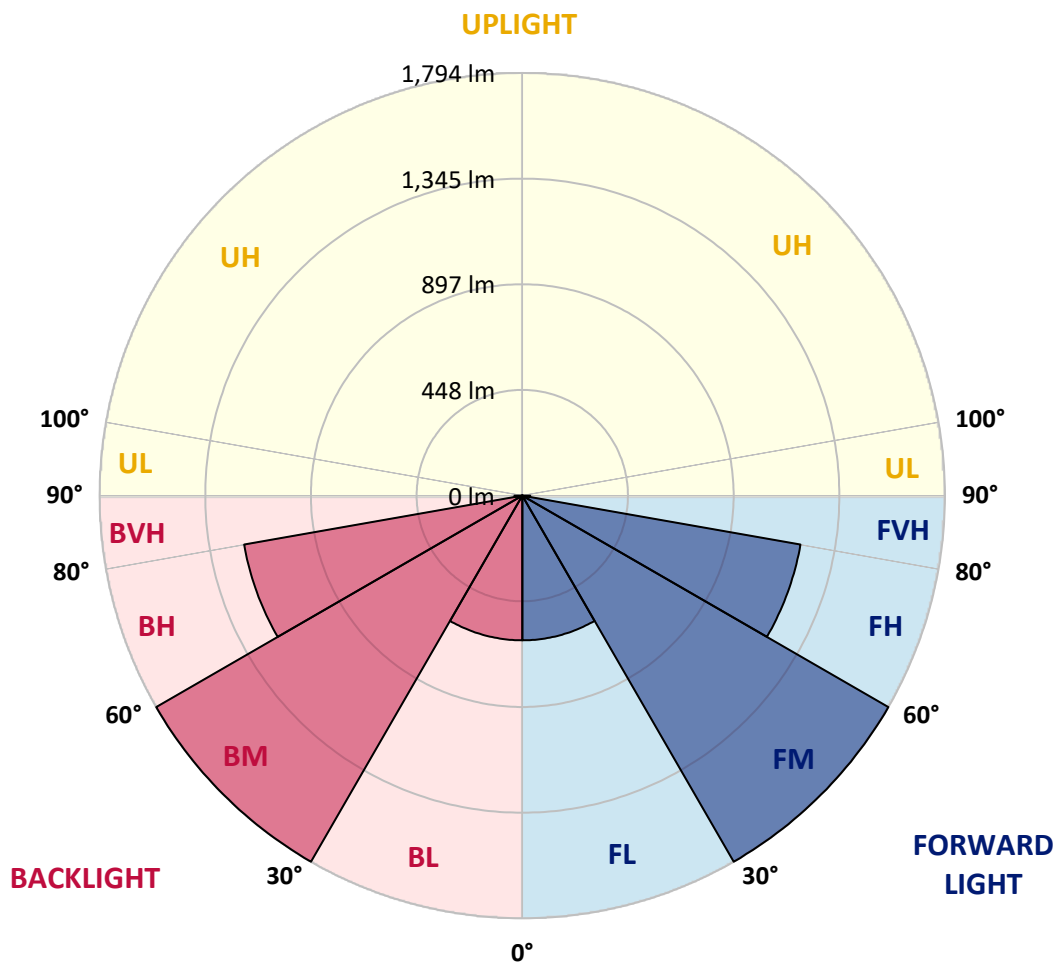
CATALOG NUMBER: GLAN-SA1D-735-U-T1

LUMINAIRE CLASSIFICATION SYSTEM LUMEN TABLE AND BUG RATING:

Zone		Lumens	% Fixture	Zone Rating/Lumen Limit		
				B	U	G
FL	(0°-30°)	613.8	8.4			
FM	(30°-60°)	1793.7	24.6			
FH	(60°-80°)	1198.4	16.5			G1/1800
FVH	(80°-90°)	33.6	0.5			G1/100
BL	(0°-30°)	613.8	8.4	B2/1000		
BM	(30°-60°)	1793.7	24.6	B2/2500		
BH	(60°-80°)	1198.4	16.5	B3/2500		G3/2500
BVH	(80°-90°)	33.6	0.5			G1/100
UL	(90°-100°)	0.0	0.0		U0/0	
UH	(100°-180°)	0.0	0.0		U0/0	

BUG Rating: B3-U0-G3

Type I Short





REPORT NUMBER: P458616

CATALOG NUMBER: GLAN-SA1D-735-U-T1

CANDELA DISTRIBUTION (FULL):

	0°	5°	15°	25°	35°	45°	55°	65°	75°	85°	90°
0°	1288.6	1288.6	1288.6	1288.6	1288.6	1288.6	1288.6	1288.6	1288.6	1288.6	1288.6
2.5°	1305.1	1304.3	1304.7	1304.3	1305.5	1304.7	1299.9	1295.9	1292.6	1293.0	1291.8
5°	1332.9	1333.4	1333.8	1331.7	1334.6	1332.9	1325.3	1318.8	1312.4	1310.0	1309.2
7.5°	1355.9	1357.9	1359.1	1361.2	1366.0	1366.0	1362.0	1352.7	1338.6	1330.5	1330.1
10°	1378.9	1380.5	1384.1	1390.6	1398.6	1406.3	1404.7	1392.2	1374.1	1360.4	1357.1
12.5°	1387.0	1389.0	1401.1	1419.6	1437.7	1452.7	1452.7	1442.6	1419.2	1398.2	1392.2
15°	1358.7	1362.4	1384.1	1423.6	1471.2	1503.8	1511.1	1497.0	1472.0	1439.8	1432.5
17.5°	1302.7	1311.6	1343.4	1401.9	1480.9	1548.6	1569.5	1562.7	1530.5	1489.3	1480.9
20°	1242.7	1252.3	1286.2	1363.6	1472.8	1574.8	1635.7	1637.3	1597.4	1537.7	1525.2
22.5°	1176.6	1183.8	1227.3	1318.0	1448.6	1580.8	1692.5	1720.3	1666.3	1586.1	1568.3
25°	1102.4	1110.5	1156.0	1253.9	1403.1	1574.0	1744.5	1805.7	1738.4	1637.7	1615.1
27.5°	1031.5	1034.7	1083.4	1183.0	1343.0	1556.2	1782.8	1884.3	1818.2	1680.4	1651.8
30°	963.3	971.0	1014.1	1112.5	1274.1	1521.6	1815.8	1973.8	1904.1	1725.1	1688.5
32.5°	891.2	900.5	947.2	1046.8	1205.2	1469.6	1836.0	2071.8	2023.8	1797.7	1758.6
35°	821.9	827.9	875.1	971.8	1137.9	1409.1	1839.6	2182.2	2178.2	1907.7	1855.7
37.5°	750.9	759.8	807.3	900.1	1066.5	1345.0	1821.5	2299.5	2364.4	2060.5	2004.5
40°	682.8	690.5	737.2	830.7	985.5	1266.8	1778.3	2406.7	2581.7	2217.7	2138.3
42.5°	608.6	610.6	661.8	757.0	906.1	1176.2	1716.3	2502.2	2823.9	2428.5	2329.7
45°	524.4	529.6	577.2	670.7	815.0	1074.6	1632.0	2581.2	3131.0	2720.7	2586.1
47.5°	440.2	444.6	488.1	580.4	715.4	958.1	1502.2	2650.6	3446.2	3091.9	2915.4
50°	357.9	360.3	395.8	477.6	603.4	835.6	1341.4	2672.7	3802.5	3617.5	3392.2
52.5°	283.0	286.6	313.6	377.7	483.7	690.9	1167.7	2617.9	4218.5	4240.7	3923.1
55°	229.3	230.6	250.7	297.9	378.1	539.3	958.1	2465.2	4665.9	5039.2	4634.1
57.5°	197.5	198.3	209.6	235.8	291.0	406.7	743.3	2176.2	5067.8	5974.7	5453.9
60°	179.4	179.8	186.2	201.5	230.6	312.0	532.5	1768.3	5464.4	7015.8	6472.9
62.5°	168.1	168.1	172.5	181.0	195.1	239.4	385.7	1275.7	5736.1	8072.3	7728.8
65°	157.2	157.2	160.4	166.5	174.1	195.9	285.0	831.9	5729.2	8841.7	8992.1
67.5°	144.7	144.7	147.1	153.2	157.6	168.5	220.1	544.9	5146.4	8824.8	9681.3
70°	129.8	129.8	133.0	138.3	141.9	148.7	173.7	372.8	3780.8	7535.0	8609.9
72.5°	114.9	115.3	117.3	122.5	125.4	129.4	144.3	261.2	2319.3	5130.7	6020.2
75°	98.3	99.2	101.2	106.4	108.8	110.4	121.7	186.2	1173.3	2766.3	3149.6
77.5°	79.4	81.0	82.2	87.9	89.5	91.9	100.4	134.6	515.1	994.0	1002.8
80°	58.0	60.1	63.7	68.9	70.1	71.7	76.6	95.5	233.4	453.9	493.0
82.5°	42.7	45.5	41.1	48.0	48.0	45.9	54.0	64.1	107.2	449.4	537.7
85°	23.4	23.8	21.4	24.6	26.2	25.8	28.6	31.4	52.0	299.9	309.2
87.5°	5.6	6.0	6.4	7.7	9.3	9.3	10.1	8.9	16.9	97.1	55.6
90°	0.0	0.0	0.0	0.0	0.0	0.0	0.0	0.0	0.0	0.0	0.0

(END OF REPORT)